

Income Account Guide

Issued 1 July 2020

Who this guide is for

If you are considering opening a Retirement Income account or a Transition to Retirement Income account, or you already have one of these accounts, this guide is for you. It explains how the Income account works, who can use one, and the benefits it offers.

Important information

This *Income Account Guide* provides details about the Income account product, and other important topics like fees and taxation as they apply to you.


The information in this document forms part of the *QSuper Product Disclosure Statement for Accumulation and Income Accounts* (PDS) issued on 1 July 2020, as the PDS references information found in this guide. Other important information is contained in the *Investment Choice Guide*, which also forms part of the PDS.

Consider the information contained in this document before making any decisions about the Income account. If you need copies of any of the documents we refer to in this guide, you can download them from our website at qsuper.qld.gov.au or call us on **1300 360 750** to request a copy, free of charge.

Keeping you informed

The information contained in the PDS may change from time to time. You can find out information about any changes that are not materially adverse by visiting our website at qsuper.qld.gov.au or calling us on **1300 360 750**. We can also send you a copy of the updated information on request, free of charge.

Contents

	About the QSuper Income account	1
	How super works in an Income account	2
	Benefits of an Income account	9
	Risks of super	10
	How we invest your super	10
	Fees and other costs	11
	How super is taxed in an Income account	17

When you focus on members, awards come as no surprise



For further ratings and award information, see the back cover.

About the QSuper Income account

For over 100 years, QSuper has supported members like you to enjoy their retirement.

It's a job we take very seriously because we want your retirement to be just as you have planned.

Our Retirement Income account is designed for you to draw regular payments from your super in retirement.

Our Transition to Retirement (TTR) Income account is for members who have reached their preservation age, are under age 65, and want to draw down a regular income from their super to supplement their income while continuing to work.

Opening an account is easy – you can do this directly through Member Online, or you can complete an *Open an Income Account* form in the PDS, or download the form from our website.

Why choose QSuper to be your partner in retirement?

Award-winning products and services

We offer you products and services that are ranked as being among the best in the country.

Our Income account has won *Money Magazine's* Best Balanced Pension Products 2020 and SuperRatings' Pension of the Year 2020.¹

Profit for members

We believe in keeping fees simple and are always looking for ways to keep them low to benefit our members. Because we're a profit-for-members fund, you can be assured that we're working in your best interests, not someone else's.

Financial advice to stay on track

You can access personal advice about your QSuper account.² Professional advisers can help make the most out of your money by considering your whole financial situation.

Wide range of investment options

Whether you want us to manage your investments or you want to choose your own investment strategy for your super, we've got a wide range of investment options to suit.

A bonus when you retire

A transfer bonus may be payable to eligible members when they move funds from:

- A QSuper Accumulation account to a QSuper Retirement Income account, or
- A QSuper Transition to Retirement (TTR) Income account to a QSuper Retirement Income account.

You will not need to apply for the transfer bonus; it is automatically added to your account at the same time your money is moved. It's an industry-leading initiative that pays you the money previously set aside for capital gains tax.

The investment options your super is invested in affect the amount of bonus you may receive, as some assets attract a higher bonus than others. Any money in the Cash, Diversified Bonds, or Self Invest investment options does not qualify for the transfer bonus.

The calculation of a transfer bonus is historically-based, and, if you have been invested in an investment option for less than two months, your transfer bonus in relation to that investment option will be zero.

A dependant opening a Retirement Income account with funds from a superannuation death benefit³ is not eligible to receive a transfer bonus.

Seamless online management

Managing your Income account online is easy. Personalised access to your Income account is available whenever it suits you, through Member Online at memberonline.qsuper.qld.gov.au

You can use Member Online to:

- Check your account balance and transactions
- Review your investment options and make switches
- Change your payment amounts and frequency
- Update your personal details
- Sign up to Self Invest (Income account only)
- Update your bank details for income payments
- Add or update a reversionary beneficiary.

You can register for Member Online through our website at memberonline.qsuper.qld.gov.au

¹ For further ratings and award information, see the back cover.

² Advice fees may apply. Refer to the *Financial Services Guide* for more information.

³ Eligible recipients of superannuation death benefits, of any age, may elect to receive all or part of a death benefit as an income stream by opening a Retirement Income account.



How super works in an Income account

Any time we refer to our Income account in this guide, we are referring to both the Retirement Income account and the Transition to Retirement Income account, unless we specify otherwise.



Step 1: Open your account

- Make sure you are eligible to open an Income account.
- Become a QSuper member if you are not already, by opening an Accumulation account with us.
- Check you meet the relevant conditions of release.
- Make sure you have at least \$30,000 to open your Income account with.
- Consider consolidating your other funds and contribute any additional money you wish to include into your Accumulation account before you open your Income account.¹



Step 2: Plan payments

- Decide how much you want each payment to be.
- Choose how often you want to get paid – fortnightly, monthly, quarterly, half-yearly, or annually.
- Consider the minimum annual payment amounts that apply, based on your age and Income account balance.
- Consider the maximum annual payment amounts that apply if you have a Transition to Retirement Income account (TTR).



Step 3: Set an investment strategy

- Pick the investment option/s you want your payments to come from, and in what order.
- Regularly review your investment strategy to make sure it fits your needs.



Step 4: Nominate a beneficiary

- Nominate a reversionary beneficiary or make a binding death benefit nomination.

We discuss each of these steps in more detail in the next section.

¹ Before you consolidate your super, you should check with your other super funds if there are any fees or tax implications, or loss of insurance or other benefits. Contribution caps apply for any additional super contributions, see the *Accumulation Account Guide* for more information.

Step 1: Opening your Income account

Opening an account is easy – you can do this directly through Member Online, or you can complete an *Open an Income Account* form in the PDS, or download the form from our website.

When can I open a Retirement Income account?

You can open a Retirement Income account if you meet one of the following conditions:

- You reached your preservation age and permanently retired, and do not intend to ever work again 10 hours or more per week in the future. This declaration relates to your intention at the time of opening an Income account and does not mean you could not return to part-time or full-time work if your circumstances change in the future.
- You have completely ceased an employment arrangement on or after 60.
- You are aged 65 or older.
- You have met another condition of release which was previously approved by QSuper (e.g. totally and permanently disabled).
- You are an eligible recipient of a superannuation death benefit.¹

You need a minimum of \$30,000 in superannuation to open a Retirement Income account.

Your preservation age is shown in the table below:

Your date of birth	Your preservation age
Before 01/07/60	55
01/07/60 – 30/06/61	56
01/07/61 – 30/06/62	57
01/07/62 – 30/06/63	58
01/07/63 – 30/06/64	59
01/07/64 or after	60

When can I open a Transition to Retirement Income account?

You can open a Transition to Retirement Income account if you have reached your preservation age and are still working.

You need a minimum of \$30,000 in superannuation to open a Transition to Retirement Income account.

Moving from a Transition to Retirement Income account to a Retirement Income account

If you start with a Transition to Retirement Income account, we will automatically move you into a Retirement Income account when you turn age 65 or when you let us know that you meet another of the conditions of release listed opposite.

Moving to a Retirement Income account will remove the maximum withdrawal limit and limits on lump sum withdrawals, and will also mean your investment earnings become tax-free.

Combining your super

Before you open your Income account, you should consolidate all the money you want added to it.² This can be from any other super funds you may have, or from your personal finances outside of super, and these must be first contributed to a QSuper Accumulation account.

Maximum account balance

A \$1.6 million transfer balance cap applies to Retirement Income accounts. This cap applies to the total amount across all Retirement Income accounts you hold, including any accounts you may hold outside QSuper, and any pension income you are receiving from the super account of a deceased spouse or former spouse.

If you have in excess of the \$1.6 million in total across all of your Retirement Income accounts (including those held outside QSuper), the Australian Taxation Office (ATO) may issue you an excess transfer balance determination notice directing you to remove the excess amount. If you do not remove the excess amount by the due date on the notice, the ATO will issue a commutation authority to your super fund, requesting that the fund transfer the excess out of the Retirement Income account.

If we receive a commutation authority from the ATO, unless you tell us otherwise, we will automatically transfer the amount above the transfer balance cap to a QSuper Accumulation account. If you are a reversionary beneficiary and you receive a death benefit income stream, the amount above the deceased's transfer balance cap will be paid to you as a lump sum.

No cap applies on the amount you can hold in a Transition to Retirement Income account until you move into the retirement phase. The cap will apply when you retire and transfer super from your Accumulation account or a Transition to Retirement Income account into a Retirement Income account.

¹ Eligible recipients of superannuation death benefits, of any age, may elect to receive all or part of a death benefit as an income stream by opening a Retirement Income account.

² Before you consolidate your super, you should check with your other super funds if there are any fees or tax implications, or loss of insurance or other benefits.

Can I add more money to my Income account?

No, but you can commence a new Income account with additional money. By transferring any additional money you want to add into an Accumulation account (subject to eligibility), you can then open a new Income account with your combined funds.

Alternatively, you can restart your Income account with additional money once you have transferred into an Accumulation account (subject to eligibility) by sending us a *Restart an Income Account* form.¹



Outside funds

- Money in other superannuation funds
- Personal savings

Making additional voluntary contributions² or consolidating other superannuation funds into



Your QSuper Accumulation account

The minimum opening balance for an Income account is \$30,000



Income account

Can I have more than one Income account?

Yes, you can open as many Income accounts as you want. This can be useful if you want to nominate a different reversionary beneficiary for each account.

Closing your account

We will keep making payments from your Income account as long as there is money in it. If you want to close your account before your money runs out or during the cooling-off period,³ you can send us a withdrawal or transfer form.

Get financial advice

It is important to understand the impact opening and closing Income accounts might have on any income support payments you receive from the Australian Government (such as the Age Pension) and on your estate planning.

As a QSuper member you have access to advice from QInvest. Visit qinvest.com.au to book a personal advice appointment.⁴

Family law separation

If you and your partner separate, you can usually split any super you have in an Income account under family law legislation. For more information, see our *Family Law Legislation* factsheet.

Keeping your account with QSuper

We are required to transfer "inactive low balance accounts" to the ATO. Your account may be transferred to the ATO if your account balance is less than \$6,000 and there has been no activity on the account in 16 months, such as:

- No changes have been made to your investment options
- No binding death benefit nomination has been made or amended.

If you don't want your account being transferred to the ATO, see our *Lost Members* factsheet available at qsuper.qld.gov.au/factsheets

¹ You cannot restart an Income account if you hold any money in the Self Invest option. This option will need to be closed and all money transferred to another investment option.

² Rules and limits apply when it comes to contributing money to super. Please see our *Accumulation Account Guide* for more information.

³ You have a cooling-off period of 30 calendar days from when your QSuper Income account is opened to decide if the account is right for you.

⁴ QInvest Limited (ABN 35 063 511 580, AFSL 238274) is a separate legal entity responsible for the financial services it provides. Advice fees may apply. Refer to the *Financial Services Guide* for more information.

Step 2: Planning payments from your Income account

Your Income account is there to provide a regular income for you in retirement. This step is about deciding how much and how often you want to receive payments from your Income account.

How much can I get paid?

You control how much you get paid per year, within government limits. There are some rules regarding withdrawing your payments:

- You must receive at least one payment every financial year.
- You must receive at least the minimum withdrawal amount every financial year (see the table below).¹
- If you have a Retirement Income account, there is no maximum withdrawal limit per year,² so you can receive any amount up to the total balance of your Retirement Income account.
- If you have a Transition to Retirement Income account, you cannot receive more than 10% of your account balance each financial year.
- You will need to keep a minimum of \$10,000 in your QSuper Income account if you would like to make a lump sum withdrawal. This minimum balance will apply unless you are withdrawing all of your funds and closing your account.

The minimum drawdown (withdrawal) percentages for Income accounts are shown in the table below. The Australian Government reduced these amounts by 50% for the 2019-20 and 2020-21 financial years only, to help minimise the impact of current market volatility for retirees, and to provide more flexibility as to how they manage their super.

If you don't tell us how much you want to get paid, we will pay you the minimum amount. The minimum and maximum payment amounts for the following financial year are based on your Income account balance as at 1 July, or the commencement of your Income account, if later.²

Your age	Minimum rates (%)	
	2019-20 and 2020-21 income years	After 2020-21 income year
Under 65	2	4
65 – 74	2.5	5
75 – 79	3	6
80 – 84	3.5	7
85 – 89	4.5	9
90 – 94	5.5	11
95 or over	7	14

How do I calculate my minimum payment?

We will tell you the minimum payment amount when we open your Income account, and the updated figure is shown each year on your annual statement. You can also find out your minimum payment amount and make adjustments to your payment amounts using Member Online.

If you open your Income account partway through a financial year, your minimum payment will be a pro rata amount based on your full annual payment.

Inflation

You can choose to automatically increase your payment amount every year in line with inflation. If you choose this option, we will make sure your payments go up every year on 1 July in line with the Pensioner and Beneficiary Living Cost Index,³ subject to the minimum and maximum (for Transition to Retirement only) withdrawal limits.

How do I manage my payments?

You can specify your payment choices when you open your account and you can change them at any time.

If you don't specify how often you want to get paid, we will automatically pay you monthly on the 28th day of every month.

How often can I get paid?

You can choose how much and how often you want to get paid. The below table shows the payment frequencies available and the payment dates:⁴

Fortnightly	Paid fortnightly on a Wednesday
Monthly	Paid once a month on the 28th
Quarterly	Paid on the 28th of the month you want it to start, and then every three months
Half-yearly	Paid on the 28th of the month you want it to start, and then every 6 months
Yearly	Paid on the 28th of the month you want it to start, and then once every 12 months

¹ The exception to this is if you open your Income account in June in which case you don't have to receive a payment until 30 June of the next financial year.

² Maximum payment amounts only relate to Transition to Retirement Income accounts. ³ Australian Bureau of Statistics, 2019, 6467.0 - Selected Living Cost Indexes, Australia, Sep 2019, accessed on 19 November 2019 at abs.gov.au ⁴ If our usual processing day is not a work day in Brisbane, we will process your payment the first available working day prior to that.

Step 3: Setting an investment strategy

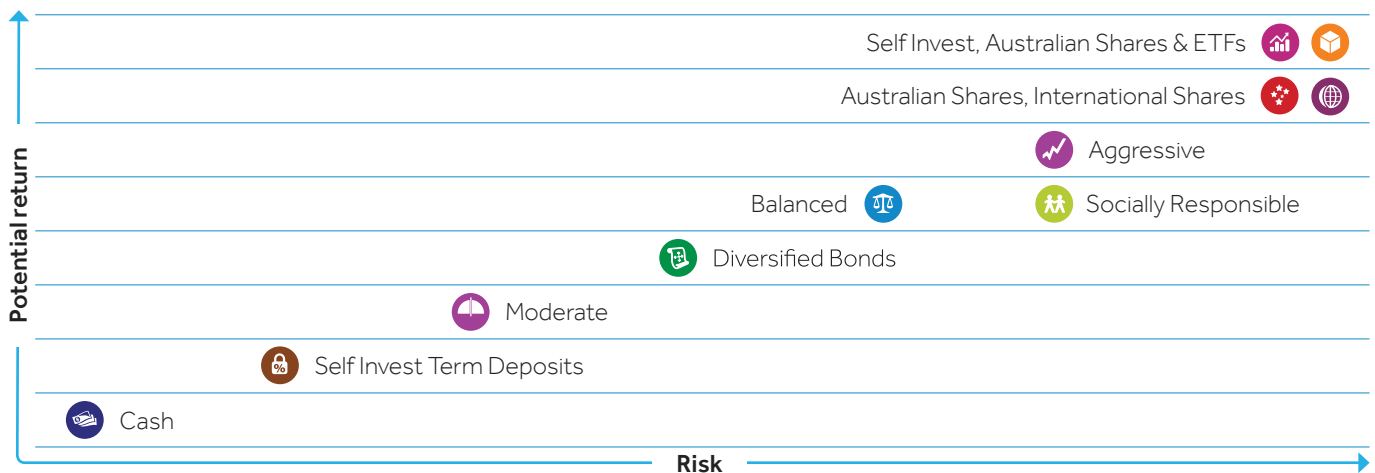
You can choose your investment strategy from the wide range of options you have for investing your super. For more information, see our *Investment Choice Guide*.

What investment options do I have?

We offer a range of investment options to choose from, which are designed to grow your super in a way that suits you. Our website has the most up-to-date information and allows you to explore and compare options at qsuper.qld.gov.au/investmentoptions. You can mix and match between these options, and you can also change them as often as you like.

Please note: the Self Invest option is not available if you have a Transition to Retirement Income account.

If you do not nominate an investment option, we will invest your money in our default option for Income accounts, Balanced. The table below lists our investment options and illustrates the possible risks and returns you might expect over the long-term. The risks and returns illustrated below are not guaranteed and provide guidance based on past performance only.



Cash – for short-term investors (1 year) who want stable value, with nominal growth.

Self Invest Term Deposits – for Retirement Income accounts only, with terms available for 30, 90, 180, and 365 days from a list of large Australian banks. Go to qsuper.qld.gov.au/selfinvest and click on ‘**Term deposits**’ for more information.

Moderate – for medium-term investors (3+ years) who prefer stable, moderate returns (targeting CPI+2.5%).

Diversified Bonds – for medium-term investors (3+ years) who want steady returns and will accept moderate, short-term fluctuations in value.

Balanced (default option) – for medium/long-term investors (5+ years) who want exposure to higher returns (targeting CPI+3.5%), with short-term fluctuations in value.

Aggressive – for long-term investors (10+ years) who want higher returns (targeting CPI+4.5%) and will accept short/medium-term fluctuations in value.

Socially Responsible – for medium/long-term investors (5+ years) who want higher returns (targeting CPI+3.5%) and will accept short-term fluctuations in value.

Australian Shares – for long-term investors (10+ years) who want higher returns and will accept fluctuations in value over the short/medium-term, using a passively managed index.

International Shares – for long-term investors (10+ years) who want higher returns and will accept fluctuations in value over short/medium-term, using a passively managed index.

Self Invest Exchange Traded Funds (ETFs) – A range of managed funds for Australian shares, International shares, listed property, fixed income, commodities and other sectors. Not available for Transition to Retirement Income accounts.

Self Invest S&P/ASX 300 – Invest directly in the top 300 ASX companies in Australia. Not available for Transition to Retirement Income accounts.

If you need help planning your retirement, talk to a financial adviser about your options. As a QSuper member you have access to advice from QInvest. Visit qinvest.com.au to book a personal advice appointment.¹

¹ QInvest Limited (ABN 35 063 511 580, AFSL 238274) is a separate legal entity responsible for the financial services it provides. Advice fees may apply. Refer to the *Financial Services Guide* for more information.

Which investment options do your payments come from?

You can control which of your investment options you draw your income payments from, so your different investment options can aim to achieve different things. For example, you might draw your payments from money you've invested in a shorter-term investment option and leave the rest of it in longer-term investments so it can grow.

Choose one of the two options (order of priority or percentage) for structuring your payments:

Order of priority

You nominate which investment options to withdraw money from first. We will draw your payments from your first investment option until there is no money left in that option, at which point we will start drawing your payments from the next option you've nominated.

If you don't tell us your payment preference, we will draw your payments in the following order, starting with the most conservative option (depending on what options you've invested in):

1. Cash
2. Moderate
3. Diversified Bonds
4. Balanced
5. Aggressive
6. Socially Responsible
7. International Shares
8. Australian Shares

Percentage

You nominate which investment options you want to withdraw payments from, and what percentage of each payment should come from the investment options.

If you would like your payments to be drawn from only one of your options, just nominate 100% for that one. If one of your nominated investment options runs out of funds, we will simply shift that percentage to your next most conservative investment option. If this happens, we will contact you about it in case you want to make any changes.

Self Invest

The Self Invest option is only available in a Retirement Income account or an Accumulation account.

It is not available in a Transition to Retirement Income account. If you have chosen to use Self Invest, you cannot withdraw money directly from it. Instead, you will need to log in to Member Online and transfer your money from Self Invest to one of your other investment options before it can be used to make a payment. Go to our website at qsuper.qld.gov.au/selfinvest for more information.

What if I need extra money?

You can make lump sum withdrawals from your Retirement Income account whenever you want to. There is no minimum withdrawal amount but you will need to keep a minimum account balance of \$10,000 (unless you are withdrawing your funds and closing the account).

Generally, you cannot make a lump sum withdrawal if you have a Transition to Retirement Income account, except when the balance includes unrestricted non-preserved funds. Contact us to find out more.

Step 4: Planning your estate

Your super does not automatically form part of your estate when you die,¹ even if you have an up-to-date Will. So to help you take control of who receives the balance of your Income account, you can either nominate a **reversionary beneficiary** or make a **binding death benefit nomination**.

No nomination	Reversionary nomination	Binding death benefit nomination
<p>If you do not nominate a reversionary beneficiary or make a binding death benefit nomination, we follow a process where we contact those listed on your death certificate and distribute the money following the principles explained in our <i>Death Benefit Claim Guide</i>. Generally, super is paid to a dependant such as a spouse.</p>	<p>Nominate one dependant to receive your Income account benefit. In the event of your death, this person can elect to receive the benefit either as ongoing payments from an Income account or as a lump sum.</p> <p>If you have nominated a reversionary beneficiary for your Income account this will take precedence for your Income account funds over an otherwise valid binding death benefit nomination.</p> <p>This nomination does not need to be renewed but you should review it if your circumstances change.</p> <p>You can only nominate:</p> <ul style="list-style-type: none"> Your spouse Your child who is less than 18 years old, or less than 25 and financially dependent on you, or any age and suffers from a permanent (or likely to be permanent) physical, intellectual or psychiatric disability that results in a substantially reduced capacity of the person for communication, learning or mobility and the need for ongoing support services Someone who has an interdependency relationship with you A person other than your child who is financially dependent on you. 	<p>Nominate a number of people, including your children, to receive your super as lump sum payments. You can also nominate your Legal Personal Representative, which means your super will be distributed according to your Will.</p> <p>This nomination must be renewed every three years.</p> <p>You can only nominate:</p> <ul style="list-style-type: none"> Your Legal Personal Representative Your spouse Your child Someone who has an interdependency relationship with you A person who is financially dependent on you. <p>More information about making a binding death nomination is available on the <i>Making a Binding Death Benefit Nomination</i> factsheet and form on our website.</p>
<p>Both of these nominations are binding on the QSuper Board as long as your nomination is valid at the time of your death (which means the person nominated remains eligible). For example, if at the time you pass away, you and your spouse are divorced, and there is no longer an interdependent or financially dependent relationship, then the nomination of your spouse will not be valid.</p>		

Notes on reversionary nominations

If your reversionary beneficiary is a child, they must take your super as a lump sum when they turn 25, unless they suffer from a physical, intellectual, or psychiatric disability.

When can I nominate someone?

You can nominate a reversionary beneficiary when you open your account or at any time in the future. You can make a binding death benefit nomination at any time.

Some important definitions

Child

The definition of a child for reversionary nominations and binding death benefit nomination purposes is:

- Your biological child
- Your adopted child
- Your stepchild
- A child of your spouse
- Your child within the meaning of the *Family Law Act 1975*.

Interdependency

Someone is interdependent if (a) they have a close personal relationship with you, (b) you live together, (c) you provide each other financial support, and (d) one or each of you provides the other with domestic support and personal care. Someone is also interdependent if you have a close personal relationship but none of the other criteria apply, if either or both of you suffer from a physical, intellectual, or psychiatric disability.

Spouse

A spouse includes someone you're legally married to, someone you are in a relationship with that's registered under a law of an Australian State or Territory, or someone you are not legally married to but whom you live with on a genuine domestic basis in a relationship as a couple.

¹ Exception is New South Wales, where a super death benefit can form part of a person's estate under the *Succession Act 2006* (NSW).



Benefits of a QSuper Retirement Income account

If you are a QSuper member, our award-winning Income account offers a flexible, tax-effective way of receiving a regular income once you reach your preservation age and retire.



Enjoy peace of mind

Retirement is busier than most people expect, so it's nice to have peace of mind knowing your super is being managed by a fund you can trust.



Be your own boss

Control how much and how often you are paid, and make additional withdrawals whenever you need to.

Opening an account is easy – you can do this directly through Member Online, or you can complete the *Open an Income Account* form in the PDS or download the form from our website.

This option allows you to:



Get paid as often as you like

Access your money whenever you need to, by choosing regular payment options ranging from fortnightly to yearly. Make lump sum withdrawals whenever you need some extra money.



Invest with confidence

Grow your super using our wide range of investment options designed to suit your individual needs.



Pay less tax

Investment returns are tax-free. Additionally, you don't pay any tax on your withdrawals once you turn 60 and you could benefit from tax offsets before you turn 60.



Plan your estate

Whatever your situation, we offer you flexibility in your estate planning options so you can have peace of mind your super will go to whom you want and how you want.



Get the help you want when you need it

Whether you're using our online calculators and tools, attending a seminar, speaking with our friendly staff, or talking to a financial adviser, you can be assured you're getting the right help and advice for your retirement. QSuper members have access to financial advice from QInvest.¹

Grace

Grace² retired at 60 with \$500,000 in super.

She decides she wants to receive regular income payments from her super in retirement, so she opens a Retirement Income account and chooses the fortnightly payment option. Because Grace is over 60, her payments will be tax-free. By selecting the appropriate payment frequency, Grace can control her budget and receive her retirement income in a way that suits her lifestyle.

Benefits of a QSuper Transition to Retirement Income account

If you are a QSuper member and reach your preservation age while you are still working, you could use our Transition to Retirement Income account.

The Transition to Retirement Income account has the same features of a Retirement Income account, but with some conditions around withdrawals, payments, and tax payable on investment earnings.

Opening an account is easy – you can do this directly through Member Online, or you can complete the *Open an Income Account* form in the PDS or download the form from our website.



Boost your super

Keep the same take-home pay and use smart tax strategies to potentially increase how much super you have for retirement.



Boost your income

Access your super to support part-time work.

If you want to work part-time and need to supplement your income, you can access some of your super as an income stream while you're still working.

Who can use a Transition to Retirement Income account?

You can use it if you are:

- Under age 65 and have reached your preservation age, and
- Still working.

A financial adviser can help you work out if this account is right for you.

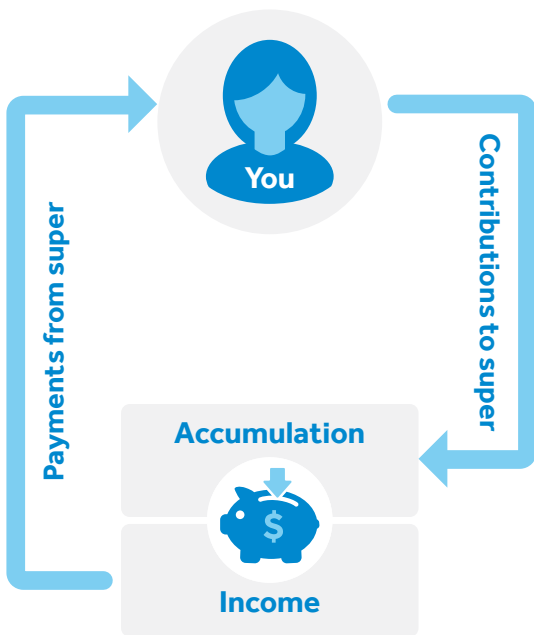
¹ QInvest Limited (ABN 35 063 511 580, AFSL 238274) is a separate legal entity responsible for the financial services it provides. Advice fees may apply. Refer to the *Financial Services Guide* for more information.

² Grace is not real and this hypothetical case study is provided for illustrative purposes only.

How does it work?

The Transition to Retirement Income account works just like our Retirement Income account, with many of the same rules and features. The difference is that you generally can't withdraw any lump sum payments and the most you can withdraw as an income stream in a financial year is 10% of your account balance. In addition, investment returns in a Transition to Retirement Income account are taxed the same way as they are in an Accumulation account.

Your Transition to Retirement Income account will become a Retirement Income account when you tell us you have retired or you turn 65 (which means you will be able to access all of your super and investment returns become tax-free).



While you are working, you can continue contributing¹ to your Defined Benefit or Accumulation account and start receiving income payments from your Transition to Retirement Income account. Depending on how you are using the transition to retirement strategy, you then need to decide how much you contribute to your super and how much you withdraw, between the minimum and maximum limits,² from your Transition to Retirement Income account.

What are the tax benefits?

The investment returns on Transition to Retirement Income accounts are generally taxed at the concessional tax rate of 15%. After age 60, any payments you receive are tax-free, and even before age 60, you could benefit from a tax offset. By using this strategy, you could be better off than if you were taxed at your marginal tax rate (which is why using it in conjunction with salary sacrificing works to grow your super).

How Rachel switched to part-time work and gave her income a boost

Rachel³ planned to retire when she turned 58, but decided she actually wanted to stay working for longer and would instead cut back her hours in the office every week. She dropped her hours down and opened an Income account using the transition to retirement option.

By doing this, Rachel can now work less and draw on her super, which means she could end up taking home the same amount of income as she did when she was working full-time.

What if I have a QSuper Defined Benefit account or a State or Police account?

If you use some of your QSuper Defined Benefit to open a Transition to Retirement Income account, your Defined Benefit account multiple will decrease proportionately to the amount you transfer. Contributions can still be paid to your Defined Benefit account. Remember, once money is transferred out of your Defined Benefit account, you cannot transfer it back.

More information is available in our *Defined Benefit Guide*, which you can download from qsuper.qld.gov.au/guides

If you have a State or Police account, you should consider obtaining personal financial advice before opening a Transition to Retirement Income account. For more information, see our *State Account Guide* or *Police Account Guide* at qsuper.qld.gov.au/guides



Risks of super

For information about the risks involved in super, see our *QSuper Product Disclosure Statement for Accumulation and Income Accounts* or *Investment Choice Guide*. Download them from qsuper.qld.gov.au/pds or call us to request a copy.



How we invest your super

For information about investment options and how QSuper invests your money, check our *QSuper Product Disclosure Statement for Accumulation and Income Accounts* or *Investment Choice Guide*. Download them from qsuper.qld.gov.au/pds or call us to request a copy.

¹ Contribution caps apply.

² Maximum payment amounts only relate to Transition to Retirement Income accounts.

³ Rachel is not real and this hypothetical case study is provided for illustrative purposes only.



Fees and other costs

Did you know?

Small differences in both investment performance and fees and costs can have a substantial impact on your long term returns. For example, total annual fees and costs of 2% of your account balance rather than 1% could reduce your final return by up to 20% over a 30-year period (for example, reduce it from \$100,000 to \$80,000). You should consider whether features such as superior investment performance or the provision of better member services justify higher fees and costs. You or your employer, as applicable, may be able to negotiate to pay lower fees. Ask the fund or your financial adviser.

To find out more

If you would like to find out more, or see the impact of the fees based on your own circumstances, the **Australian Securities and Investments Commission (ASIC)** website (moneysmart.gov.au) has a superannuation fee calculator to help you check out different fee options.

Fees and costs

This section shows the fees and other costs that you may be charged. These fees and other costs may be deducted from your account, from the returns on your investment, or from the assets of QSuper as a whole. Other fees, such as activity fees, and advice fees for personal advice may also be charged, but these will depend on the nature of the activity, or advice chosen by you.

Taxes and other costs are set out in another part of this document. You should read all the information about fees and other costs because it is important to understand their impact on your investment. The fees and other costs for each investment option are set out from this page onward.

Fees and costs for the Income account – Balanced

Type of fee ¹	Amount		How and when paid	
Investment fee	Investment base	Performance-based	Total	
Balanced	0.28% p.a.	0.10% p.a.	0.38% p.a.	Fees are deducted each day before the unit price is declared.
Administration fee			0.16% p.a.	Fees are deducted each day before the unit price is declared. If you pay more than \$900 in a financial year (totalled across all your Accumulation and Income accounts), we will refund any amount you pay in excess of \$900 into your account in July of the following year, as long as you still have an account with QSuper at the time of the refund.
Buy-sell spread			Nil.	
Switching fee			Nil.	
Advice fees (relating to all members in Balanced)			Nil.	
Other fees and costs*				
Indirect cost ratio				
Balanced			0.10% p.a.	Indirect costs cover amounts that have reduced the return on your investment but are not charged as a fee and are reflected in the unit price.

Additional explanation of fees and costs

*Other fees, such as activity fees, advice fees for personal advice, and insurance fees may also be charged, but these will depend on the nature of the activity, advice, or insurance chosen by you.

Note: The investment fee and indirect cost ratio are based on the fees and costs for the financial year ended 30 June 2020, and may differ from future fees and costs.

¹ For more information see the *Additional explanation of fees and costs* on pages 13 and 14.

Fees and costs for QSuper Diversified and Single Sector options

The fees and costs that apply to our other investment options are provided below.

	Moderate	Socially Responsible ¹	Aggressive	Cash	Diversified Bonds	International Shares	Australian Shares
Fees							
Investment base fee (p.a.)	0.18%	0.22%	0.31%	0.06%	0.16%	0.07%	0.07%
Performance-based fee (p.a.)	0.05%	0.02%	0.10%	0.00%	0.00%	0.00%	0.00%
Investment fee (p.a.)	0.23%	0.24%	0.41%	0.06%	0.16%	0.07%	0.07%
Administration fee (p.a.)	0.16%	0.16%	0.16%	0.16%	0.16%	0.16%	0.16%
Indirect cost ratio (p.a.)	0.05%	0.05%	0.12%	0.00%	0.19%	0.01%	0.00%
Total fees and costs (p.a.)	0.44%	0.44%	0.69%	0.22%	0.51%	0.24%	0.23%

Note: The investment fees and indirect cost ratio are based on the fees and costs for the financial year ended 30 June 2020, unless advised otherwise, and may differ from future fees and costs.

Fees and costs for Self Invest

Because Self Invest is a direct investment option that lets you choose how your super is invested (from term deposits, exchange traded funds (ETFs) and shares), fees are deducted differently to our other investment options.

Type of fee	Amount	How and when paid								
Investment fee										
Access fee	\$299 p.a.	This is calculated daily and deducted monthly from your Self Invest transaction account.								
Cash management fee	0.40% p.a. of daily cash balance.	This is deducted before any interest is paid on your transaction account.								
Administration fee	0.16% p.a.	Fees are calculated daily and deducted from your Self Invest transaction account monthly. If you pay more than \$900 in a financial year (totalled across all your Accumulation and Income accounts), we will refund any amount you pay in excess of \$900 into your account in July of the following year, as long as you still have an account with QSuper at the time of the refund.								
Other fees and costs										
Activity fee										
Brokerage fee	<table border="1"> <thead> <tr> <th>Order value</th> <th>Fee per trade²</th> </tr> </thead> <tbody> <tr> <td>up to \$10,000</td> <td>\$29.50</td> </tr> <tr> <td>\$10,001 – \$27,500</td> <td>\$46.50</td> </tr> <tr> <td>\$27,501+</td> <td>\$46.50 plus 0.11% on amounts over \$27,500</td> </tr> </tbody> </table>	Order value	Fee per trade ²	up to \$10,000	\$29.50	\$10,001 – \$27,500	\$46.50	\$27,501+	\$46.50 plus 0.11% on amounts over \$27,500	This is deducted from your Self Invest transaction account when your orders are successfully completed.
Order value	Fee per trade ²									
up to \$10,000	\$29.50									
\$10,001 – \$27,500	\$46.50									
\$27,501+	\$46.50 plus 0.11% on amounts over \$27,500									
Indirect costs										
Term deposits	Nil.	This is the ETF management fee range. The fee is deducted from the ETF by the ETF manager before the return of the underlying ETF investment is declared. Details of the applicable ETF management fees can be found on the Self Invest investment menu available at qsuper.qld.gov.au/selfinvest-etfs								
Shares	Nil.									
ETFs	0.03% p.a. – 0.59% p.a.									
Indirect cost ratio	N/A									

¹ The investment fees figure and the indirect cost ratio have been calculated using estimates of the fees and cost arrangements and asset allocations applicable as at 1 July 2020. For the financial year ended 30 June 2020, when the Socially Responsible option was managed by AMP Capital Investors Limited, the total investment fees were 0.64% and the indirect cost ratio was 0.21%. ² These rates do not include GST. GST is applied to the brokerage fee, and you will be entitled to a credit of 75% of any of the GST you pay. This is deducted from your Self Invest transaction account once your orders are successfully completed.

Additional explanation of fees and costs

Type of fee or cost	How it applies to QSuper
<p>Investment fees</p> <p>An investment fee is a fee that relates to the investment of the assets of a superannuation entity and includes:</p> <ul style="list-style-type: none"> a) fees in payment for the exercise of care and expertise in the investment of those assets (including performance fees); and b) costs that relate to the investment of assets of the entity, other than: <ul style="list-style-type: none"> i) borrowing costs; and ii) indirect costs that are not paid out of the superannuation entity, which the trustee has elected in writing will be treated as indirect costs and not fees, incurred by the trustee of the entity or in an interposed vehicle¹ or derivative financial product; and iii) costs that are otherwise charged as an administration fee, a buy-sell spread, a switching fee, an activity fee, an advice fee or an insurance fee. 	<p>The investment fee covers the costs of managing the investment of assets for each option. It's made up of an investment base fee and a performance-based fee (except for Self Invest, see below).</p> <ul style="list-style-type: none"> • Investment base fee: This covers the management of assets within each investment option. • Performance-based fee: This is paid to investment managers when their investment returns are above an agreed return target. <p>We typically work it out by applying a percentage to the part of the return that's above the agreed target. The performance-based fee for our Diversified and Single Sector options are provided on page 12.</p> <p>Investment fees for Self Invest</p> <p>The Self Invest investment fee has two components:</p> <ul style="list-style-type: none"> • Access fee: Gives you access to Self Invest's online facilities so that you can trade and manage your investments, and access reports and market research. The access fee is deducted from your transaction account once a month. • Cash management fee: Charged for the management of cash deposits held in your Self Invest transaction account. This fee is deducted from your transaction account before interest is credited to it.
<p>Administration fees</p> <p>An administration fee is a fee that relates to the administration or operation of the superannuation entity and includes costs that relate to that administration or operation, other than:</p> <ul style="list-style-type: none"> a) borrowing costs; and b) indirect costs that are not paid out of the superannuation entity which the trustee has elected in writing will be treated as indirect costs and not fees, incurred by the trustee of the entity or in an interposed vehicle¹ or derivative financial product; and c) costs that are otherwise charged as an investment fee, a buy-sell spread, a switching fee, an activity fee, an advice fee or an insurance fee. 	<p>This fee covers the general cost of managing your super. Our administration fee is deducted daily from the unit price (except for Self Invest) and placed in a reserve, from which the costs of managing your super are paid.</p> <p>Our administration fees are capped at \$900 in any financial year across all your Income and Accumulation accounts. This means you'll get a refund of any amount you pay over the cap into your account in July of the following financial year, as long as you still have an account with QSuper at the time of the refund.</p> <p>Any refund for fees related to your Accumulation account will be taxed. If the refund paid to your Accumulation account is 5% or more of the account balance on the day it's paid, it will count towards your concessional contributions cap. Any investment fees you pay for our Lifetime, Diversified and Single Sector options or any access, cash management and brokerage fees paid in Self Invest aren't included in the cap.</p> <p>The administration fee for Self Invest is calculated daily and deducted from your transaction account monthly.</p>
<p>Buy-sell spreads</p> <p>A buy-sell spread is a fee to recover transaction costs incurred by the trustee of the superannuation entity in relation to the sale and purchase of assets of the entity.</p>	<p>QSuper currently does not charge buy-sell spreads.</p>
<p>Switching fees</p> <p>A switching fee is a fee to recover the costs of switching all or part of a member's interest in a superannuation entity from one class of beneficial interest in the entity to another.</p>	<p>QSuper currently does not charge switching fees.</p>

¹ An interposed vehicle is a body, trust or partnership which is a vehicle to make further investments in underlying assets or investments (including through other interposed vehicles).

Type of fee or cost

How it applies to QSuper

Advice fees

A fee is an **advice fee** if:

- a) the fee relates directly to costs incurred by the trustee of the superannuation entity because of the provision of financial product advice to a member by:
 - i) a trustee of the entity; or
 - ii) another person acting as an employee of, or under an arrangement with, the trustee of the entity; and
- b) those costs are not otherwise charged as an administration fee, an investment fee, a switching fee, an activity fee or an insurance fee.

QSuper does not pay commissions to financial advisers. If you receive financial advice about your QSuper account from an authorised adviser (such as a QInvest adviser) you may be able to deduct an *advice fee* directly from your account. If you have this option, you will need to authorise QSuper to deduct the fee from your account. Payment of an advice fee is at QSuper's discretion.

Other fees and costs

Type of fee or cost

How it applies to QSuper

Activity fees

A fee is an **activity fee** if:

- a) the fee relates to the costs incurred by the trustee of the superannuation entity that are directly related to an activity of the trustee:
 - i) that is engaged in at the request, or with the consent, of a member; or
 - ii) that relates to a member and is required by law; and
- b) those costs are not otherwise charged as an administration fee, an investment fee, a buy-sell spread, a switching fee, an advice fee, or an insurance fee.

We don't currently charge you an additional fee for:

- Investment switches
- Family law transactions
- Contribution splitting
- Obtaining information about your Income account
- Dishonoured contributions or rollover payments
- Attending a QSuper seminar.

QSuper has the right to introduce these fees in the future, but if we do, we will notify you.

Indirect cost ratio

The **indirect cost ratio (ICR)** for a MySuper product or an investment option offered by a superannuation entity, is the ratio of the total of the indirect costs for the MySuper product or investment option, to the total average net assets of the superannuation entity attributed to the MySuper product or investment option.

Note: A fee deducted from a member's account or paid out of the superannuation entity is not an indirect cost.

Indirect costs reduce the unit price and investment return, but are not included in our investment fee or administration fee. Indirect costs include transactional costs (such as brokerage and stamp duty), operational and administrative costs. The indirect costs do not include borrowing costs or bid-ask spreads for exchange traded instruments.

Self Invest brokerage fee

A brokerage fee is a fee to cover the cost incurred in buying or selling shares or exchange traded funds (ETFs).

The Self Invest brokerage fee is deducted from your transaction account every time you buy or sell shares and exchange traded funds (ETFs). Brokerage fees are only charged when orders are successfully filled.

Where an order requires more than one trade to be filled (including where it takes more than one day to fill an order), only one brokerage fee will apply per day.

Self Invest ETF management fee

An ETF management fee is a fee to cover the cost of managing an exchange traded fund (ETF).

If you invest in ETFs through Self Invest, any investment fees and other expenses are included in the ETF management fees and are deducted from the returns of the ETF investment by the ETF managers. The prices quoted on the ASX are after fees and expenses have been deducted by the ETF managers.

Transactional and operational costs¹ (for investment options excluding Self Invest)

Each investment option incurs transactional and operational costs, which includes items such as:

- **Brokerage:** A fee charged by an agent or an agent's company to conduct transactions between buyers and sellers for services such as purchases, sales or advice on a transaction.
- **Stamp duty:** A charge applied by a government in relation to the transfer of land or property.
- **Settlement and clearing costs:** Costs charged by a stock exchange through which assets are traded.
- **Buy-sell spreads:** Costs associated with the purchase or sale of assets.
- **Operating costs:** Other administrative costs incurred by interposed vehicles and in connection with investing in assets.
- **Investment manager fees:** Fees paid to investment managers. The investment fee (explained on page 13 and provided on pages 11 and 12 for each option) also includes other costs (such as fees for custodial services), which range from 0.00% to 0.03% p.a. and are included in the table below. The investment manager fee is the investment fee minus these costs and therefore is, depending on the investment option, equal to, or close to equal to, the investment fee.

The main transactional and operational costs per investment option (other than investment manager fees) are identified in the table below. They have already been included in the investment fee and/or indirect cost ratio and as such are reflected in the unit price.

Investment option	Transactional and operational costs ¹				
		Principal cost (p.a.)		Secondary cost (p.a.)	Other (p.a.)
Moderate	Transaction costs	0.02%	Operating costs	0.02%	0.02%
Balanced	Operating costs	0.03%	Transaction costs	0.03%	0.05%
Socially Responsible²	Operating costs	0.03%	Transaction costs	0.01%	0.01%
Aggressive	Operating costs	0.04%	Transaction costs	0.04%	0.05%
Cash	Custody costs	0.01%		–	0.00%
Diversified Bonds	Transaction costs	0.11%	Operating costs	0.08%	0.01%
International Shares	Custody costs	0.01%	Brokerage	0.01%	0.00%
Australian Shares	Custody costs	0.01%	Brokerage	0.00%	0.00%

Note: "Other" includes, transactional and operational costs not shown as principal or secondary costs or investment manager fees. Where actual costs are not available, reasonable estimates based on historical information have been used and included in the amounts shown in this section.

Transactional and operational costs for Self Invest

ETF management fees are split between transactional and operational costs for Self Invest and range between 0.03% and 0.59% p.a. The management fee for each ETF can be found on the Self Invest investment menu available at qsuper.qld.gov.au/selfinvest-etfs

Operating costs of property investments¹

Some of our investment options invest in property assets. Those investment properties incur costs to pay for items such as maintenance, repairs, cleaning, and rates. These operating costs (to the extent known) are not included in the investment fee or indirect cost ratio, but are reflected in the net earnings and the unit price.

The property operating costs for each option, where applicable, are shown in the following table:

Investment option	Property operating costs (% p.a.)
Moderate	0.11%
Balanced	0.21%
Aggressive	0.26%
Socially Responsible²	0.15%

¹ Costs are based on 2019-20 financial year information and may differ from future costs. QSuper has relied on information and estimates supplied by its investment managers and service providers. ² These costs are reasonable estimates applicable from 1 July 2020. For the financial year ended 30 June 2020, when the Socially Responsible option was managed by AMP Capital Investors Limited, the principal costs were 0.18% p.a. Transaction costs, the secondary costs were 0.03% p.a. Operational, the other costs were 0.01% p.a., and the property operating costs were 0.00% p.a.

Borrowing costs¹

Borrowing costs are incurred by our external investment managers who invest in assets such as property and infrastructure. The main borrowing costs reflect interest payments on loans entered into to acquire these assets, or for their ongoing maintenance. Borrowing costs (to the extent known) are not included in the investment fee or indirect cost ratio, but are reflected in the net earnings and the unit price.

The borrowing costs for each option, where applicable, are shown in the following table:

Investment option	Borrowing costs (% p.a.)
Moderate	0.11%
Balanced	0.21%
Aggressive	0.24%
Socially Responsible ²	0.16%

Implicit trading costs¹

Implicit trading costs are determined by an assessment of the difference between the price paid for acquiring an asset and the price that would be payable if it were disposed of at that time. The implicit trading costs range between 0.00% and 0.11% p.a.²

Taxation

QSuper can claim tax deductions for certain costs of operating the fund. Depending on the nature of the deduction, the tax benefit associated with these deductions are either directly passed back to members, indirectly passed back to members through the tax provisioning process, or are retained in the fund for the benefit of all members.

For more information on the tax that applies to super, see page 17.

Changes to our fees and costs

QSuper can change the fees which you may be charged. You will be given at least 30 days' notice before any increase in administration, insurance, or advice fees takes effect. For the latest information on fees, see our website at qsuper.qld.gov.au/fees

Under Government legislation, if your account balance with a superannuation fund is less than \$6,000 at the end of the financial year (30 June) or on exit, the total combined amount of administration and investment fees, and indirect costs that can be charged to you is capped at 3% of your account balance as at 30 June or for the proportionate period if you exit. Any amount charged in excess of this cap must be refunded within three months of the end of the financial year.

Reserves

General Reserve

QSuper maintains a General Reserve to ensure there are sufficient funds to meet our current and future liabilities for administration costs, strategic initiatives and operational risk. The General Reserve is funded through the administration fee, which is deducted from all accounts administered, and the investment revenue earned on the General Reserve.

Insurance Reserve

The QSuper Board stopped self-insuring its members from 1 July 2016. There remains a liability for projected future claims that are covered under the insurance arrangements in place prior to 1 July 2016. The Insurance Reserve continues to hold insurance premiums previously deducted from members' Accumulation accounts for self-insurance cover, so the QSuper Board can meet its ongoing self-insurance obligations.

Unallocated Contributions Reserve

The Unallocated Contributions Reserve bears the risk of any movement in investment earnings during the contributions allocation process.

Operational Risk Financial Requirement Reserve

The purpose of the Operational Risk Financial Requirement (ORFR) Reserve is to make sure there are sufficient funds to cover the cost of the member component of operational risk events if these ever arose. Any funding required to maintain the ORFR Reserve at the target amount will be sourced from:

- Surplus investment earnings within the ORFR Reserve and the General Reserve, or
- Surplus investment earnings on allocated monies that are not attributable to any member or employer group, or
- The administration fee, which is deducted from all accounts administered.

¹ Costs are based on 2019-20 financial year information and may differ from future costs. QSuper has relied on information and estimates supplied by its investment managers and service providers. ² These costs are reasonable estimates applicable from 1 July 2020. For the financial year ended 30 June 2020, when the Socially Responsible option was managed by AMP Capital Investors Limited, borrowing costs were 0.13% p.a. and implicit trading costs were 0.16% p.a.



How super is taxed in an Income account

One of the great benefits of super is that in a Retirement Income account, the investment earnings are tax-free. In the Transition to Retirement Income account, the investment earnings are generally taxed at a concessional tax rate of 15%.

Once you turn 60, you do not pay any tax on your Income account payments. Even if you are under 60, there are some great tax breaks on payments from an Income account.

Do we have your tax file number (TFN)?

It is important that we have your tax file number (TFN). It is not an offence not to quote your TFN. However, providing your TFN to your super fund will have the following advantages (which may not otherwise apply):

- Your super fund will be able to accept all types of contributions to your account(s)
- Other than the tax that may ordinarily apply, no additional tax will be deducted when you start drawing down your super benefits
- It will make it much easier to trace different super accounts in your name so that you receive all your super benefits when you retire.

For more information, see our *Tax Explanation* factsheet.

Tax-free and taxable components

Your super is made up of two components – a taxable component and a tax-free component. You should have some understanding of these components, as you may have to pay tax on the taxable component.

You do not pay any tax on the withdrawal of the tax-free component of your super.

For more information on tax-free and taxable components, please see our *Accumulation Account Guide* and our *Tax Explanation* factsheet.

How am I taxed on my lump sum withdrawals?

Any lump sum withdrawals you make will have the same tax-free/taxable component split as your Retirement Income account balance. For example, if your super is made up of a 60% taxable component and 40% tax-free component, any withdrawals you make will be made up of the same split.

If you are 60 or over, you do not pay any tax on any of your payments. Lump sum withdrawals will reduce the amount that counts toward your \$1.6m transfer balance cap. For example, if you have previously transferred \$1.6m into your Retirement Income account and decide to withdraw a lump sum of \$200,000, you can transfer \$200,000 into a new Retirement Income account at a future date. Please refer to our *Tax Explanation* factsheet for more information about the transfer balance cap.

However, if you are over your preservation age but under age 60, you do not necessarily have to pay tax on your taxable component because of the low rate cap. This means any lump sum payments you receive from your taxable component up to this cap (\$215,000 for the 2020-21 financial year) are tax-free. The low rate cap is a lifetime limit, so each withdrawal you make contributes to the cap. Once you have exceeded the cap, you will pay tax on the taxable component while you are under 60.

Ben

Ben¹ is 58 and has a Retirement Income account. He makes a lump sum withdrawal from his super, with \$70,000 of it coming from his taxable component.

With the current low rate cap of \$215,000, Ben can withdraw another \$145,000 from the taxable component before he has to start paying tax on the remaining taxable component of any withdrawals he makes, whilst under age 60.

If the low rate cap increases,² he will also be able to withdraw the additional amount tax-free.

The table below outlines the tax payable on the taxable component of your lump sum withdrawals. There is no tax payable on the tax-free component at any age.

Your age	Tax on taxable component
60 or over	No tax payable.
Reached preservation age but under age 60	No tax payable on the taxable component up to the low rate cap amount of \$215,000 (2020-21 financial year). The balance is taxed at a maximum rate of 15%, plus applicable levies. ³
Under preservation age	Taxed at a maximum rate of 20%, plus applicable levies. ³

¹ Ben is not real and this hypothetical case study is provided for illustrative purposes only.

² The Australian Government reviews the low rate cap each year against the average weekly ordinary times earnings of Australians, and adjusts the cap in increments that are rounded down to the nearest \$5,000.

³ Depending on your circumstances, a 2% Medicare levy may also apply.

How am I taxed on income stream payments?

If you are under 60 and receiving regular income payments, you may have to pay tax on the taxable component of your super. However, the amount of PAYG tax deducted from your payment may be reduced if you are entitled to the 15% tax offset. The tax offset will automatically apply as soon as we receive your *Tax File Number Declaration* form.

The table below shows the tax payable on your Income account payments:

Your age	Tax on taxable component	Tax on tax-free component
60 or over	No tax payable.	No tax payable.
Preservation age to age 60	Taxed at marginal tax rates with 15% offset available. ¹	No tax payable.
Under preservation age	Taxed at marginal tax rates with no offset available. ¹ 15% tax offset available if payment is a disability super payment.	No tax payable.

Barbara

Barbara² opened a Retirement Income account with a balance of \$800,000 on 1 July 2020 – \$250,000 of which was a tax-free component.

Barbara was born on 30 June 1962 and was 58 when she opened her Income account.

She has not made any lump sum withdrawals and chose to take an annual income of \$40,000, which includes a \$12,500 tax-free component.

This is how Barbara's situation looks:

A Gross annual income	\$40,000
B Tax-free component	\$12,500 ³
C Net taxable income (A minus B)	\$27,500
D Tax at 2020-21 rates x C	\$1,767 ⁴
E Tax offset C x 15%	\$4,125
F Tax payable (D minus E)	\$0
Net annual income (A minus F)	\$40,000 ⁵
Effective tax rate (F/A) x 100	0%

How is my death benefit taxed?

The way tax applies to a death benefit depends on several factors, such as:

- The age of the person receiving the benefit
- Your age when you pass away
- Whether the person receiving the benefit is a dependant.

A dependant for tax purposes is:

- Your current or former spouse
- Your child under age 18 (biological, adopted, a stepchild or ex-nuptial child, your spouse's child, or your child within the meaning of the *Family Law Act 1975*)
- Someone who had an interdependent⁶ relationship with you at the time of your death
- Anyone else financially dependent on you just before your death.

¹ Plus applicable levies (e.g. Medicare).

² Barbara is not real and this hypothetical case study is provided for illustrative purposes only.

³ The tax-free component = $\$250,000 / \$800,000 = 31.25\%$. 31.25% of $\$40,000 = \$12,500$.

⁴ Barbara's tax on her taxable income is calculated as follows: $(\$27,500 - \$18,200) \times \$0.19 = \$1,767$. Please note this calculation does not take into account the 2% Medicare levy or any applicable tax offsets. Please refer to the ATO website for further information on individual income tax rates.

⁵ Doesn't include any applicable levies such as the Medicare levy, or eligibility for any other tax offsets.

⁶ Someone is interdependent if (a) they have a close personal relationship with you, (b) you live together, (c) you provide each other financial support and (d) one/each of you provide the other with domestic support and personal care. Someone is also interdependent if you have a close personal relationship but none of the other criteria apply because either or both of you suffer from a physical, intellectual or psychiatric disability.

Super death benefits paid to a:

Dependant for taxation purposes

Age of deceased	Age of recipient	Tax on taxable component ¹	Tax on tax-free component
Lump sum			
Any age	Any age	Tax-free	Tax-free
Ongoing income payments²			
Age 60 and above	Any age	Tax-free	Tax-free
Below age 60	Above age 60	Tax-free	Tax-free
	Below age 60	Marginal tax rates (15% tax offset) ³	Tax-free

Non-dependant for taxation purposes

Age of deceased	Age of recipient	Tax on taxable component ¹	Tax on tax-free component
Lump sum			
Any age	Any age	15% tax rate ³	Tax-free

Some conditions apply around a lump sum death benefit being treated as a superannuation death benefit for tax purposes. The *Death Benefit Guide* has more information about this.

Death benefit paid to a legal personal representative

We do not deduct any tax when we pay your legal personal representative your death benefit, but it will then be their responsibility to deduct tax from any amount they pay to a non-dependant beneficiary.

Military and police services

If a member was a police officer, protective service officer, or member of the defence force, and they died in the line of duty, their lump sum death benefit may be tax-free even if it is paid to a non-dependant.

¹ In some circumstances there may be an untaxed element which may have a different tax treatment. Please see our *Death Benefit Claim Guide* for more information.

² If you are the recipient of a reversionary superannuation income stream your transfer balance cap may be affected. You should seek financial advice if you think you may be affected.

³ Plus applicable levies (e.g. Medicare levy).



Phone

1300 360 750 (+617 3239 1004 if overseas)

Monday to Thursday: 8.30am – 5.00pm (AEST)

Friday: 9.00am – 5.00pm (AEST)

Email

qsuper@qsuper.qld.gov.au

Postal address

GPO Box 200, Brisbane QLD 4001

Fax

1300 241 602 (+617 3239 1111 if overseas)

Member Centres

70 Eagle Street, Brisbane

63 George Street, Brisbane

Sunshine Coast University Hospital, Ground Floor,

Main Hospital Building, 6 Doherty Street, Birtinya

qsuper.qld.gov.au

Money magazine awards are solely a statement of opinion and do not represent a recommendation to purchase, hold, or sell this product, or make any other investment decisions. Ratings are subject to change. Go to moneymag.com.au for details of its ratings criteria.

The scores used by Chant West to derive the ratings are subjective scores that have been awarded based on data including historical financial performance information supplied by third parties. While such information is believed to be accurate, Chant West does not accept responsibility for any data inaccuracies. Past performance is not a reliable indicator of future performance. Chant West has given its consent to the inclusion in this *Income Account Guide* of the references to Chant West and the inclusion of the logos and ratings provided by Chant West in the form and context in which they are included. For further information about the methodology used by Chant West, see chantwest.com.au

Awarded Pension of the Year at the 2020 SuperRatings Awards on 30 October 2019. SuperRatings does not issue, sell, guarantee, or underwrite this product. Go to superratings.com.au for details of its ratings criteria. Past performance is not a reliable indicator of future performance. Ratings, awards, or investment returns are only one factor that you should consider when deciding how to invest your super. SuperRatings Pty Ltd has given its written consent to the inclusion of each reference to SuperRatings (including its ratings logos) and the statements made by or said to be based on statements by SuperRatings in the form and context in which they are included in this document.

Awarded Pension Fund of the Year 2019. The Conexus Financial Superannuation Awards are determined on a range of criteria set and applied by an independent expert selection committee. Awards were issued 28 February 2019, and are solely statements of opinion and do not represent recommendations to purchase, hold or sell any securities, or make any other investment decisions. Ratings are subject to change. Ratings, awards or investment returns are only one factor that you should consider when deciding how to invest your super.

About this guide

This guide and product/s are prepared and issued by the QSuper Board (ABN 32 125 059 006, AFSL 489650) as trustee for QSuper (ABN 60 905 115 063). The information provided in this guide is general information only and does not take into account your personal objectives, financial situation, or needs. You should consider whether the information is appropriate for you before acting on it and, where necessary, seek professional financial advice tailored to your personal circumstances. You can also call us on 1300 360 750 to request a copy of this guide.

The QSuper Board does not guarantee the investment performance of the QSuper Income account or the repayment of capital. If there is any difference between what we say in this guide and QSuper's Trust Deed, the Trust Deed will prevail. You can access the Trust Deed, also known as the *Superannuation (State Public Sector) Deed 1990 (Qld)*, at legislation.qld.gov.au or from qsuper.qld.gov.au